

Connector in molded plastic on both sides - K-7E-M40 M9/010-D03/M40 F8 - 1620384

Please be informed that the data shown in this PDF Document is generated from our Online Catalog. Please find the complete data in the user's documentation. Our General Terms of Use for Downloads are valid (<http://phoenixcontact.com/download>)



Connector in molded plastic on both sides, Length: 10 m, Color of outer sheath: orange RAL 2003

Product Features

- Our standard: robust halogen-free PUR cable
- Simple and safe: 100% electrically tested and assembled ready for use
- Designs with pre-assembled cables on one or both sides
- High flexibility: customer-specific assemblies and cable lengths can be supplied



Key Commercial Data

| | |
|----------------------|----------|
| Packing unit | 1 pc |
| Custom tariff number | 85444290 |
| Country of origin | Germany |

Technical data

| | |
|------------------|------|
| Conductor length | 10 m |
| Nominal current | 26 A |

Connector specifications

| | |
|-----------------------|----------------------------|
| Type | straight plastic-sheathed |
| Thread type | M40 |
| Locking type | Screw locking |
| Degree of protection | IP67, when in locked state |
| Number of positions | 4+3+PE |
| Direction of rotation | Standard |
| Type of contact | Socket |

Connector in molded plastic on both sides - K-7E-M40 M9/010-D03/M40 F8 - 1620384

Technical data

Connector specifications

| | |
|---------------------------------|-------------------|
| Insertion/withdrawal cycles | 50 |
| Contact resistance | < 0.3 mΩ |
| Max. current | 70 A |
| Voltage | 630 V |
| Overvoltage category | III |
| Degree of pollution | 3 |
| Rated surge voltage | 6 kV |
| Ambient temperature (operation) | -40 °C ... 105 °C |

Cable specifications

| | |
|---|---|
| Type of cable | PSLC11Y-J |
| Shielded | yes |
| Cable structure | 4 x 2.5 mm ² + 2 x 2 x 1.0 mm ² StC |
| External cable diameter | 13.5 mm ±0.4 mm |
| Outer sheath, material | PUR |
| Material wire insulation | TPM |
| External sheath, color | orange RAL 2003 |
| Nominal voltage, cable | 1000 V |
| Test voltage | 4 kV (2 kV signal) |
| Smallest bending radius, movable installation | 135 mm |
| Number of bending cycles | 10000000 |
| Bending radius | 135 mm |
| Traversing path | 6 m |
| Acceleration | 5 m/s ² |
| Ambient temperature for fixed installation | -40 °C ... 80 °C |
| Ambient temperature for flexible installation | -20 °C ... 60 °C |
| Special properties | Flexible cable conduit capable |
| Flame resistance | IEC 332-1 |
| Halogen-free | DIN VDE 0472 |

Connector specifications (second page)

| | |
|-----------------------|----------------------------|
| Type | straight plastic-sheathed |
| Housing material | Zinc die-cast |
| Thread type | M40 |
| Degree of protection | IP67, when in locked state |
| Number of positions | 4+3+PE |
| Direction of rotation | Standard |

Connector in molded plastic on both sides - K-7E-M40 M9/010-D03/M40 F8 - 1620384

Technical data

Connector specifications (second page)

| | |
|---------------------------------|-------------------|
| Type of contact | Male connector |
| Insertion/withdrawal cycles | 50 |
| Contact resistance | < 0.3 mΩ |
| Max. current | 70 A |
| Voltage | 630 V |
| Overvoltage category | III |
| Degree of pollution | 3 |
| Rated surge voltage | 6 kV |
| Ambient temperature (operation) | -40 °C ... 105 °C |

Classifications

eCl@ss

| | |
|------------|----------|
| eCl@ss 4.0 | 27060306 |
| eCl@ss 4.1 | 27060306 |
| eCl@ss 5.0 | 27061801 |
| eCl@ss 5.1 | 27061801 |
| eCl@ss 6.0 | 27279218 |
| eCl@ss 7.0 | 27279218 |
| eCl@ss 8.0 | 27062011 |
| eCl@ss 9.0 | 27062011 |

ETIM

| | |
|----------|----------|
| ETIM 3.0 | EC001121 |
| ETIM 4.0 | EC001855 |
| ETIM 5.0 | EC001578 |

UNSPSC

| | |
|---------------|----------|
| UNSPSC 6.01 | 26121604 |
| UNSPSC 7.0901 | 26121604 |
| UNSPSC 11 | 26121604 |
| UNSPSC 12.01 | 26121604 |
| UNSPSC 13.2 | 26121604 |

Approvals

Approvals

Connector in molded plastic on both sides - K-7E-M40 M9/010-D03/M40 F8 - 1620384

Approvals


Approvals


UL Listed / cUL Listed / EAC / cULus Listed

Ex Approvals

Approvals submitted

Approval details

| | |
|--|-------|
| UL Listed  | |
| | |
| Nominal current I _N | 14 A |
| Nominal voltage U _N | 600 V |

| | |
|--|-------|
| cUL Listed  | |
| | |
| Nominal current I _N | 14 A |
| Nominal voltage U _N | 600 V |

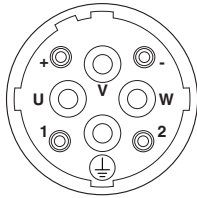
| |
|-----|
| EAC |
|-----|

| |
|--|
| cULus Listed  |
|--|

Drawings

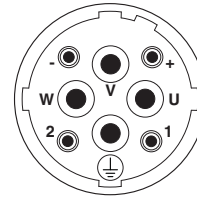
Connector in molded plastic on both sides - K-7E-M40 M9/010-D03/M40 F8 - 1620384

Schematic diagram



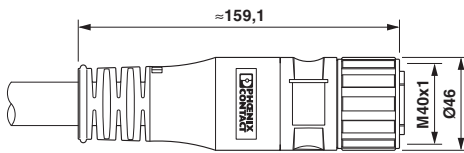
Socket pin assignment

Schematic diagram



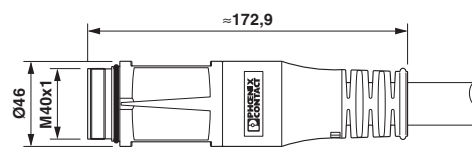
Pin assignment of pin

Dimensional drawing



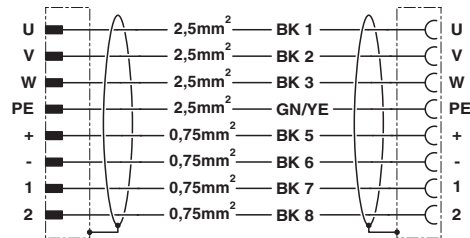
Dimensional drawing

Dimensional drawing



Dimensional drawing

Circuit diagram



Contact assignment of M40 plugs/sockets